



Assessment task	
<b>Year level</b>	6
<b>Learning area</b>	Health and Physical Education
<b>Subject</b>	Health Education
<b>Title of task</b>	Cybercitizenship rules
Task guidelines	
<b>Description of task</b>	<p>Students will develop a personal set of rules to guide online behaviour and the safe use of digital technology.</p> <p>Teaching and learning activities that promote safe online behaviour, and understanding situations in which emotions influence decision-making, are available on the eSafety Commissioner website (listed below under <b>Task specific resources</b>). Teachers should choose activities that are relevant and appropriate to their students, ensuring content from the Western Australian Curriculum: Health and Physical Education is taught.</p> <p>Design 5 rules that demonstrate an understanding of the human elements behind online interactions and the use of digital technology and should:</p> <ul style="list-style-type: none"> <li>• demonstrate an understanding of assertive behaviours, risk aversion and risk awareness</li> <li>• reflect an understanding of the dynamic nature of cyberspace, the appropriateness and/or inappropriateness of communication and a cultural awareness of online behaviours.</li> </ul>
<b>Type of assessment</b>	Summative
<b>Purpose of assessment</b>	To inform moderation practices and to gather evidence to ascertain student achievement in relation to the standard
<b>Assessment strategy</b>	Not specified
<b>Evidence to be collected</b>	A set of rules that promote safe online behaviour, and understanding situations in which emotions influence decision-making
<b>Suggested time</b>	Dependent on the extent of prior learning required and the teaching resources selected
Content description	
<b>Content from the Western Australian Curriculum</b>	<p><b>Being healthy, safe and active</b> Strategies that promote a healthy lifestyle, such as:</p> <ul style="list-style-type: none"> <li>• being safe in an online environment</li> </ul> <p><b>Communicating and interacting for health and well being</b> Situations in which emotions can influence decision-making:</p> <ul style="list-style-type: none"> <li>• in peer group</li> <li>• with friends</li> <li>• with family</li> </ul>
Task preparation	
<b>Prior learning</b>	Teachers are encouraged to refer to the extensive resources and activities available on the eSafety Commissioner website (listed below under <i>Task specific resources</i> ). Resource

	<p>selection is dependent on the school context and the students while delivering the mandated Western Australian Health curriculum content.</p> <p>The final assessment task to be shared at the moderation meeting, is a personal set of rules to guide online behaviour and the safe use of digital technology. Student knowledge and understanding of online behaviour, and the rules developed, may be represented in a variety of ways including, but not limited to: written rules, posters, cartoons, annotated diagrams, etc. Assessment must be both fair and educative, and provide opportunity for students of varied abilities to demonstrate their knowledge and understanding of the content.</p> <p>Due to the uncertainty of device availability during the proposed workshop sessions, it is not recommended that students develop samples requiring a device.</p>
<b>Assessment differentiation</b>	<p>Teachers should differentiate their teaching and assessment to meet the specific learning needs of their students, based on their level of readiness to learn and their need to be challenged.</p> <p>Where appropriate, teachers may either scaffold or extend the scope of the assessment tasks.</p>
<b>Assessment task</b>	
<b>Assessment conditions</b>	Rules to be developed in class over 1–2 hours. Students must submit their own, individual work as a final task piece for the purpose of assessment.
<b>Task specific resources</b>	<p>eSafety Commissioner #Game On resource <a href="https://www.esafety.gov.au/educators/classroom-resources/gameon">https://www.esafety.gov.au/educators/classroom-resources/gameon</a> Locate the link to activity resources</p> <p><b>Downloads:</b> <b>Upper primary materials:</b> 1 x teacher guide, 1 x lesson plan</p> <div style="border: 1px solid #ccc; padding: 5px; width: fit-content; margin: 5px auto;"> <p style="text-align: center; margin: 0;">DOWNLOAD ALL RESOURCES </p> </div> <p style="font-size: small; margin-top: 5px;">PDF, ZIP, 915.1KB</p> <p>Open PDF gameon-student-activities-upper-primary.pdf</p> <p><b>Activity 4 – Cybercitizenship</b> Task C (page 17) Write a personal set of rules to guide your use of digital technology and online behaviour.</p>
<b>Additional teacher support resources</b>	<p>Digital Footprints <a href="https://www.abc.net.au/btn/classroom/digital-footprint/10534346">https://www.abc.net.au/btn/classroom/digital-footprint/10534346</a></p> <p>Data Security <a href="https://www.abc.net.au/btn/classroom/data-security/10529734">https://www.abc.net.au/btn/classroom/data-security/10529734</a></p> <p>Cyber Savvy <a href="https://cybersavvy.telethonkids.org.au/cyber_friendly_school/teaching_learning/links_to_other_educational_resources/">https://cybersavvy.telethonkids.org.au/cyber_friendly_school/teaching_learning/links_to_other_educational_resources/</a></p> <p>Student Wellbeing Hub <a href="https://studentwellbeinghub.edu.au/">https://studentwellbeinghub.edu.au/</a></p> <p>Growing and Developing Healthy Relationships <a href="https://gdhr.wa.gov.au/resources/social-media">https://gdhr.wa.gov.au/resources/social-media</a></p> <p>Behind the News articles</p>

<https://www.abc.net.au/btn/classroom/cyber-bullying/10539032>

<https://www.abc.net.au/btn/classroom/cyber-smart/10531488>

Kids Help Line

<https://kidshelpline.com.au/schools/kids-helpline-school>

## Task description

### 1. Teach the content

The mandated, Western Australian curriculum content to be taught for the purpose of the moderation workshop is listed below:

#### Being healthy, safe and active

Strategies that promote a healthy lifestyle, such as:

- being safe in an online environment

#### Communicating and interacting for health and well being

Situations in which emotions can influence decision-making:

- in peer group
- with friends
- with family

The context of online safety was chosen in consultation with schools and teachers of Year 6 and Year 7 students.

Teachers should select teaching resources that best suit student needs and the school context. These are further detailed below under *Material familiarisation*. The following information should inform planning for teaching, and meeting the task obligations for the moderation workshop:

- (a) students must design five rules that demonstrate an understanding of the human elements behind online interactions and the use of digital technology
- (b) the rules should demonstrate the student's understanding of assertive behaviours, risk aversion and risk awareness
- (c) the rules should reflect an understanding of the dynamic nature of cyberspace, the appropriateness and/or inappropriateness of communication and a cultural awareness of online behaviours
- (d) the target audience for the rules developed in the task must be the student's current year level at school.

### 2. Material familiarisation




Available at <https://www.esafety.gov.au/>

#GameOn is a valuable resource for teaching students in Years 5 and 6 about the responsible use of technology.

The series allows students to discuss their online lives by examining the online lives of the #GameOn characters.

The #GameOn study guide for upper primary students has been designed to build a range of skills and knowledge that will encourage positive online behaviours.

There are three PDF documents containing resources and information for teachers, shown below:

<b>PDF 1</b>	 gameon-student-activities-upper-primary.pdf	Adobe Acrobat Document	344 KB
<b>PDF 2</b>	 gameon-teacher-guide-upper-primary.pdf	Adobe Acrobat Document	581 KB
<b>PDF 3</b>	 gameon-teacher-info-activities-upper-primary.pdf	Adobe Acrobat Document	247 KB

#### • PDF 1 – student-activities

- A comprehensive suite of alphabetised tasks that sit within eight activities\* (listed below). Teachers should develop suitable teaching and learning activities that may incorporate and/or complement the tasks. The task required for moderation is located in *Activity 4 – Cybercitizenship, Task C*. Teachers are **not** required to use this worksheet.

\*Note that there are tasks that sit within the activity. This organisation is particular to this resource.

- **PDF 2 – teacher-guide**
  - The study guide details curriculum links, an overview of episodes and the issues addressed, appropriate terminology and possible teaching prompts.
- **PDF 3 – teacher information**
  - Provides an overview of the eight activities, activity outcomes, suggested activity duration and terminology used in the activity. The activities are:
    1. Activity 1 – Your digital reflection
    2. Activity 2 – Playing safe
    3. Activity 3 – Online friendships
    - 4. Activity 4 – Cybercitizenship**
    5. Activity 5 – Personal digital devices
    6. Activity 6 – Do you live your life online?
    7. Activity 7 – Screen Time vs Green Time
    8. Activity 8 – It’s only a game

## Marking key

Description	Marks
<b>Being healthy, safe and active</b>	
(a) Design 5 rules that demonstrate an understanding of the human elements behind online interactions and the use of digital technology.	
For each of the five rules:	
<ul style="list-style-type: none"> <li>are appropriate to the student age group</li> <li>are achievable.</li> </ul>	2
<ul style="list-style-type: none"> <li>demonstrate an understanding of appropriate online behaviour; however, may not be achievable.</li> </ul>	1
<b>Subtotal</b>	<b>/10</b>
Description	Marks
<b>Communicating and interacting for health and wellbeing</b>	
(b) Rules demonstrate an understanding of assertive behaviours, risk aversion and risk awareness.	
Rules reflect:	
<ul style="list-style-type: none"> <li>assertive and preventative behaviours.</li> <li>an awareness of risk.</li> <li>an awareness of risk aversion.</li> </ul>	1–2 1–2 1–2
<b>Subtotal</b>	<b>/6</b>
Description	Marks
(c) Rules reflect an understanding of the dynamic nature of cyberspace, the appropriateness and/or inappropriateness of communication and a cultural awareness of online behaviours. (maximum of 6 marks)	
Rules reflect:	
<ul style="list-style-type: none"> <li>an understanding of the dynamic nature of cyberspace, the changing social networking platforms, and web apps used.</li> <li>appropriate communication protocols used online.</li> <li>appropriate cultural awareness of online behaviours.</li> </ul>	1–2 1–2 1–2
<b>Subtotal</b>	<b>/6</b>
<b>Total</b>	<b>22</b>