



Sample assessment task	
Year level	2
Learning area	Languages
Subject	Chinese: Second Language
Title of task	我的朋友们 <i>wǒdepéngyǒumen</i> (All about my friends)
Task details	
Description of task	<p>Students demonstrate their knowledge and understanding of vocabulary, language structures and grammatical items related to their friends including name, age, families, likes and dislikes.</p> <p>In Part A they also demonstrate their skills in comprehending spoken texts and convey understanding by circling the image that represents what they have heard.</p> <p>In Part B they demonstrate their skills in comprehending spoken text and convey understanding by identifying whether the information in the statements they hear is true or false.</p> <p>In Part C they demonstrate their skills in speaking Chinese by describing to their teacher a stimulus picture they have drawn of their friend, their friend's family, and some of the things their friend likes.</p>
Type of assessment	Summative
Purpose of assessment	This assessment aims to determine student learning at the time of assessment. It establishes information on the students' ability to comprehend spoken text about family members and convey their understanding using short written responses. It also establishes information on their ability to speak Chinese and convey factual information about a friend.
Assessment strategy	Short answer – listen for information in a spoken text Oral performance – participate in an interview
Evidence to be collected	Completed task sheet Audio visual recording of the interview
Suggested time	Part A and Part B – 15 minutes Part C – 20 minutes to draw the stimulus and 5 minutes to participate in the interview
Content description	
Content from the Western Australian Curriculum	<p>Communicating</p> <p>Interact orally with the teacher and peers using simple modelled language and gestures to exchange information about themselves, their family members and friends</p> <p>Identify and convey key points of information using learnt key words and phrases to complete guided tasks in a range of simple spoken and visual texts</p> <p>Understanding</p> <p>Copy and begin to use context-related vocabulary, to generate simple spoken and written texts</p> <p>Begin to notice some first elements of grammar, including:</p> <ul style="list-style-type: none"> that Chinese sentences have a particular word order, for example, 我爱妈妈 is 'I love mum', and 妈妈爱我 is 'Mum loves me'.

Task preparation	
Prior learning	<p>Students have prior knowledge of and exposure to:</p> <ul style="list-style-type: none"> • context related vocabulary and grammatical items, including: <ul style="list-style-type: none"> ▪ name, age, family, pets, colours, likes and dislikes ▪ using the third person to introduce others ▪ describing images in Mandarin • the textual conventions of an interview.
Assessment differentiation	<p>Teachers should differentiate their teaching and assessment to meet the specific learning needs of their students, based on their level of readiness to learn and their need to be challenged.</p> <p>Where appropriate, teachers may either scaffold or extend the scope of the assessment tasks.</p>
Assessment task	
Assessment conditions	<p>Part A and Part B are to be completed by students working individually</p> <p>The interview in Part C will take place between the teacher (or another speaker of Chinese) and the student.</p>
Resources	<p>Task sheet</p> <p>Transcript of spoken text</p> <p>Recording device</p>

Instructions for teacher

Prior to administering the task, students will need to be:

- taught context-related vocabulary and grammatical items, including:
 - name, age, family, pets, colours, likes and dislikes
 - using the third person to introduce others
 - describing images
- taught the textual conventions of an interview, and opportunities to practise them.

Task

Part A: All about my friends

Provide students with Part A of the task.

Students listen to a series of statements read by the teacher and circle the image that represents what they have heard.

For Part A each statement will be read out twice. However, the statements may be read a third time if requested by the students.

Task administration script

READ ALOUD

Here is the answer sheet for today's task. We will now do Part A. I am going to say a number. Look for the number on your sheet. I will then say a statement in Chinese. I would like you to circle the picture that matches what you hear me say. I will say each statement twice.

One. 我有三个朋友。

Two. 她有一只狗和一只猫。

Three. 我的朋友 Emily 五岁了。

Four. 我朋友 Zoe 的家有五口/个人。

Five. 这是我的朋友 Harry。

Part B: This is my friend

Students listen to a series of statements read by the teacher and write down 'T' for true if the picture matches what they have heard. They write down 'F' for false if the picture does not match what they have heard.

For Part B each statement will be read out twice. However, the statements may be read a third time if requested by the students.

READ ALOUD

Please turn your paper over. We will now do Part B. I will say a number and a statement. Look at the picture. Write a capital T for true in the box if the statement is true. Write a capital F for false if the sentence is not true. I will say each sentence twice.

One. 这是我的朋友。她叫 Anne。她喜欢狗。

Two. 这是我的朋友 Mila。她七岁

Three. 这是我的朋友 Brian。他有妈妈、爸爸和一个姐姐

Four. 这是我的朋友 Oliver。他的家有五口/个人。他有妈妈、爸爸、一个姐姐、一个妹妹和三只狗

Five. 我的朋友 Jack 喜欢红色，但他不喜欢蓝色。

Part C: Talk about your friend

Provide students with Part C of the task.

They are to draw a picture of their friend, their friend's family, and the things that their friend likes.

Students then give a short talk about their friend. They include information about their friend's family members and things that their friend likes. The students use the picture that they have drawn as a stimulus for their talk.

Note: The worksheet needs to be printed in colour because of the responses required for Question 5 in Part B and Part C.

The stimulus picture needs to be drawn before Part C of the task is performed. Advise students that they have 20 minutes to draw their stimulus picture.

READ ALOUD

We will now do Part C of the task. Please show me the picture that you have drawn of your friend and your friend's family. Using only Chinese, please tell me about your friend, who is in your friend's family, and some things that your friend likes.

Instructions to students


我的朋友们 All about my friends

Part A: 我的朋友们 All about my friends

Look at the picture.

Listen to the teacher.

Draw a circle around the picture that matches what you have heard.



Part B: 这是我的朋友 This is my friend

Look at the picture.

Listen to the teacher.

Write down 'T' for true, if the picture matches what you have heard.

Write down 'F' for false, if the picture does not match what you have heard.

1.



2.



3.



4.




5.



Part C: 说一说你的朋友 Talk about your friend






In the box below draw a picture of your friend, your friend's family, and the things that your friend likes.

Show the picture to your teacher and tell the teacher what you have drawn. Talk about your friend, your friend's family, and the things that your friend likes.



Sample marking key

Part A: 我的朋友们 All about my friends

Description		Marks
Questions 1–5		
1.		1
2.		1
3.		1
4.		1
5.		1
Part A total		5
Part B: 这是我的朋友 This is my friend		
Description		Marks
Questions 1–5		
1. T		1
2. F		1
3. T		1
4. F		1
5. T		1
Part B total		5

Part C: 说一说你的朋友 Talk about your friend	
Description	Marks
Content	
Gives a comprehensive description of their friend, their friend's family, and the things that their friend likes.	4
Gives accurate information about their friend, their friend's family members, and least one thing that their friend likes.	3
Provides some information on their friend, their friend's family, or things that their friend likes. The information is incomplete with few details.	2
Provides minimal information on a friend, their family, or things that their friend likes. May be just one word answers, said while pointing to their stimulus drawing.	1
Subtotal	4
Grammar	
Uses grammatically accurate sentences with only minor errors.	3
Uses sentences or phrases, with errors.	2
Uses single words only.	1
Subtotal	3
Pronunciation	
Accurate and clear pronunciation with minimal errors in tones.	3
Clear pronunciation with some errors in tones.	2
Errors with tone and pronunciation. Speech is still comprehensible.	1
Subtotal	3
Part C total	10
Total	20

Image acknowledgements

Part A

Three women: <https://openclipart.org/detail/15048/people>

Five babies: <https://openclipart.org/detail/93073/cartoon-kids>

Two schoolchildren: <https://pixabay.com/en/boy-girl-hand-in-hand-kids-school-160168/>

Girl walking dog: <http://www.clipartbest.com/clipart-Kcno5q5Ki>

Family with cat and baby: Mother <https://pixabay.com/en/woman-mother-adult-people-smiling-158140/>

Father <https://pixabay.com/en/boy-happy-man-people-smiling-147797/>

Cat <https://openclipart.org/detail/318/cartoon-cat-sitting>

Baby <https://pixabay.com/en/baby-girl-crawling-pink-happy-33288/>

Girl with dog and cat: Girl <http://publicdomainvectors.org/en/free-clipart/Happy-girl-vector-image/6959.html>

Dog <https://pixabay.com/en/puppy-dog-beagle-animal-brown-159128/>

Cat <https://openclipart.org/detail/997/cat>

Two-tier birthday cake: <https://openclipart.org/detail/5595/birthday-cake>

Purple birthday cake: http://worldartsme.com/birthday-cake-free-clipart.html#gal_post_1022_birthday-cake-free-clipart-1.jpg

Red birthday cake: http://worldartsme.com/cake-free-clipart.html#gal_post_21491_cake-free-clipart-1.jpg

Mother and father with baby: <https://openclipart.org/detail/168268/family-1>

Family with three children: Mother and father <https://pixabay.com/en/couple-love-man-pair-woman-happy-157610/>

Girl <https://openclipart.org/detail/171797/annie>

Boy <https://openclipart.org/detail/100783/sport-man>

Baby <https://pixabay.com/en/baby-girl-pink-sit-ribbons-happy-306118/>

Two sisters: Younger sister <http://www.cliparthut.com/girl-with-ponytail-clip-art-clipart-rHQgq5.html>

Older sister <https://pixabay.com/en/girl-school-child-young-happy-160019/>

Boy with soccer ball: <https://pixabay.com/en/football-footballer-ball-child-boy-989987/>

Girl with headphones: <http://www.cliparthut.com/person-with-headphones-clip-art-clipart-v1FUym.html>

Girl stick figure: <https://pixabay.com/en/happy-girl-child-smiling-smile-312756/>

Part B

Girl bathing dog: <https://pixabay.com/en/dog-wash-bath-expression-boy-male-990305/>

Chocolate birthday cake: <https://pixabay.com/en/cake-chocolate-birthday-cake-party-25388/>

Four children: <https://openclipart.org/detail/171797/annie>

https://www.wpclipart.com/people/children/boys/boys_3/boy_grinning_hand_behind_back.png.html

<https://pixabay.com/en/boy-black-child-happy-laughing-160017/>

<https://pixabay.com/en/girl-school-child-young-happy-160019/>

Family with three children and dog:

Mother and father <https://pixabay.com/en/couple-love-man-pair-woman-happy-157610/>

Painter boy <https://pixabay.com/en/artist-painter-painting-colors-154354/>

Sport boy <https://openclipart.org/detail/100783/sport-man>

Baby <https://pixabay.com/en/baby-girl-pink-sit-ribbons-happy-306118/>

Dog <https://pixabay.com/en/puppy-pet-dog-animal-cute-canine-312492/>

Star: <https://pixabay.com/en/star-red-shape-face-smiling-33808/>

Sad face: <https://pixabay.com/en/sad-unhappy-sadness-sad-face-blue-476039/>

All images retrieved March, 2016.