



SAMPLE ASSESSMENT TASK

HINDI: SECOND LANGUAGE
YEAR 2 (PRE-PRIMARY–YEAR 10 SEQUENCE)

मौसम (THE WEATHER)

Acknowledgement of Country

Kaya. The School Curriculum and Standards Authority (the Authority) acknowledges that our offices are on Whadjuk Noongar boodjar and that we deliver our services on the country of many traditional custodians and language groups throughout Western Australia. The Authority acknowledges the traditional custodians throughout Western Australia and their continuing connection to land, waters and community. We offer our respect to Elders past and present.

Copyright

© School Curriculum and Standards Authority, 2023

This document – apart from any third-party copyright material contained in it – may be freely copied, or communicated on an intranet, for non-commercial purposes in educational institutions, provided that the School Curriculum and Standards Authority (the Authority) is acknowledged as the copyright owner, and that the Authority's moral rights are not infringed.

Copying or communication for any other purpose can be done only within the terms of the *Copyright Act 1968* or with prior written permission of the Authority. Copying or communication of any third-party copyright material can be done only within the terms of the *Copyright Act 1968* or with permission of the copyright owners.

Any content in this document that has been derived from the Australian Curriculum may be used under the terms of the [Creative Commons Attribution 4.0 International licence](#).

Disclaimer

Any resources such as texts, websites and so on that may be referred to in this document are provided as examples of resources that teachers can use to support their learning programs. Their inclusion does not imply that they are mandatory or that they are the only resources relevant to the course. Teachers must exercise their professional judgement as to the appropriateness of any they may wish to use.

Sample assessment task

Hindi: Second Language – Year 2

Title of task	मौसम (The weather)
Description of task	<p>Students demonstrate their knowledge and understanding of vocabulary, language structures and grammatical elements related to events in the day and over the year, and specifically weather.</p> <p>In Part A, they demonstrate their skills in comprehending spoken text by identifying and connecting phrases about weather conditions to images and numbers.</p> <p>In Part B, they demonstrate their skills in speaking Hindi by presenting their weather report to the class.</p>
Type of assessment	Summative
Purpose of assessment	This task aims to determine students' learning at the time of the assessment. It establishes their ability to comprehend spoken text and convey simple statements. It also establishes their ability to speak in Hindi to exchange information about the weather in four Indian cities.
Assessment strategy	Short response – listen for information in spoken text Oral performance – present a weather report
Evidence to be collected	Completed task sheets Map with symbols and phrases for weather report Audiovisual recording of weather report
Suggested time	Part A – 30 minutes Part B – 20 minutes for preparation and three minutes for presentation

Content description

Content from the Western Australian Curriculum

Communicating

Interact with teacher and peers orally and in writing to participate in routine exchanges, asking each other how they are and offering wishes, and to share information about events in the day and over the year

Participate in guided collaborative tasks, transactions and games, taking turns, exchanging and negotiating, using simple language; for example, participating in traditional Indian games

Respond to teacher talk and instruction

Understanding

Generate language for a range of purposes in simple spoken and written texts by noticing and using context-related vocabulary and some first elements of the Hindi grammatical system, including:

- using words to ask questions; for example, पंकज भैया कब आएंगे?; दादी स्कूल कैसे जाती है?
- observing the relationship between gender and verb endings; for example, लड़का लिखता है।; लड़की लिखती है।; हम लिखते हैं।
- using singular and plural masculine and feminine forms of nouns; for example, घोड़ा; घोड़ी; घोड़े; घोड़ियाँ; लीची; लीचीयाँ
- beginning to describe quantity using cardinal numbers; for example, तीन कुर्सियाँ; बीस पेड़
- locating events in time by using the days of the week
- developing number knowledge for 21 to 30

Task preparation

Prior learning

Students have prior knowledge of and exposure to:

- a variety of texts that relate to weather reports
- context-related vocabulary, including a range of expressions relating to weather, such as मौसम, गर्मी, वर्षा, बादल
- elements of grammar, such as the relationship between verb and tenses, and using simple sentence structure
- the textual conventions of exchanging conversation, specifically questioning and responding.

Assessment differentiation

Teachers should differentiate their teaching and assessment to meet the specific learning needs of their students, based on their level of readiness to learn and their need to be challenged.

Where appropriate, teachers may either scaffold or extend the scope of the assessment tasks.

Assessment task

Assessment conditions

Task is to be completed by students working individually.

Resources

- Task sheet
- Transcript of spoken text
- Map of India, including major cities
- Poster of useful weather phrases
- Recording device

Instructions for teacher

Prior to administering the task, the students will need to be:

- exposed to a variety of text types, including weather reports, both written and spoken, and weather charts
- taught context-related vocabulary, including a range of expressions relating to weather, such as ठंड, आंधी
- taught some first elements of grammar, including:
 - singular forms of common verbs in the present tense; for example, आज बहुत गर्मी है।
 - using the subject-verb-object structure to write simple sentences; for example, आज तुम जलेबी खाओ।; कल मैं लड्डू खाऊँगा।
- taught opening and closing phrases for presenting a report
- taught the textual conventions of conversation, specifically questioning and responding, and be provided with opportunities to practise them.

Activities to scaffold the task

Provide opportunities for students to engage in language practice and writing activities to help them internalise the language and skills they need for this task, such as:

- regularly naming different kinds of weather in Hindi. Include a weather chart in the class greeting routine
- using the Green Screen App to create a photo or video of themselves describing weather in Hindi, by combining photos or videos of different weather scenes
- playing Pin the tail on the donkey. Instead of a donkey, place a large map of India on the wall. Secure a safe perimeter and blindfold a student. The student slowly walks towards the map and points. The student asks what the weather is like in the city they are pointing at and another student responds with the answer.

Task

Part A: मौसम कैसा है?

Students listen as the teacher reads a series of phrases related to weather. They locate the image that represents the phrase they have heard, allocate it the number that the teacher has stated, then match the image with the correct weather phrase, provided in a list of phrases.

Task administration script

Teacher reads aloud:

In this task you will listen to the sentences I read and match the sentence number to the picture. I will read the sentences twice. The first time you should only listen. You will do the writing when I read them the second time.

Find the picture that matches what you have heard and write that number in the space provided.

Question 1: आज मौसम अच्छा है।

Read the phrase a second time.

Pause for students to write their responses.

Question 2: आज बादल हैं।

Read the phrase a second time.

Pause for students to write their responses.

Question 3: आज बर्फ पड़ रही है।

Read the phrase a second time.

Pause for students to write their responses.

Question 4: आज हवा चल रही है।

Read the phrase a second time.

Pause for students to write their responses.

Question 5: आज बहुत गर्मी है।

Read the phrase a second time.

Pause for students to write their responses.

Question 6: आज वर्षा/ बारिश हो रही है।

Read the phrase a second time.

Pause for students to write their responses.

Question 7: आज बहुत ठंड है।

Read the phrase a second time.

Pause for students to write their responses.

Question 8: आज बिजली चमक रही है।

Read the phrase a second time.

Pause for students to write their responses.

Part B: Weather report presentation

Provide each student with a map of India with the major cities identified, a set of weather images and a set of phrases.

Students select four cities and four weather images to assign to the cities. They then select the four weather phrases that describe the weather for that day in that city.

During their weather report presentation, students attach the weather image and phrase on the map of India, alongside the Indian city for which they are giving their report.

Advise students that, in their presentation, they should include phrases of introduction and leave-taking.

Provide students with opportunities to practise their weather report with a classmate.








Instructions to students

Part A: मौसम कैसा है?

Listen carefully as your teacher reads out eight phrases about the weather. Find the picture that matches what you have heard and write that number in the space provided. Then choose a phrase that matches the picture from those listed in the box, and write it above the picture.

Part A: मौसम कैसा है?

आज मौसम बहुत अच्छा है।	आज बादल हैं।	आज बर्फ पड़ रही है।	आज हवा चल रही है।
आज बहुत गर्मी है।	आज वर्षा/ बारिश हो रही है।	आज बहुत ठंड है।	आज बिजली चमक रही है।

<p>A. Number _____</p> <hr/> 	<p>B. Number _____</p> <hr/> 
<p>C. Number _____</p> <hr/> 	<p>D. Number _____</p> <hr/> 
<p>E. Number _____</p> <hr/> 	<p>F. Number _____</p> <hr/> 
<p>G. Number _____</p> <hr/> 	<p>H. Number _____</p> <hr/> 

Part B: Weather report presentation

As a weather presenter today, you will tell your class and teacher the forecast for four major cities in India.

Your teacher will provide you with a map of India, with some major cities marked, and a set of weather images and weather phrases.

Select four cities and a weather image for each one. Then select a phrase that matches the weather image you have chosen, so that you will be able to describe the weather for that day in that city.

Practise your weather report with a classmate. Don't forget to use greetings at the beginning and a phrase of leave-taking at the end of your report.

When you are ready, the teacher will ask you to present your weather report.

Sample marking key

Part A: मौसम कैसा है?

Sample marking key	
Description	Marks
Part A: मौसम कैसा है?	
Question 1	
G	1
आज बिजली चमक रही है।	1
Subtotal	/2
Question 2	
C	1
आज बादल हैं।	1
Subtotal	/2
Question 3	
D	1
आज बर्फ पड़ रही है।	1
Subtotal	/2
Question 4	
B	1
आज हवा चल रही है।	1
Subtotal	/2
Question 5	
E	1
आज बहुत गर्मी है।	1
Subtotal	/2
Question 6	
H	1
आज वर्षा/ बारिश हो रही है।	1
Subtotal	/2
Question 7	
F	1
आज बहुत ठंड है।	1
Subtotal	/2

Sample marking key	
Description	Marks
Question 8	
A	1
आज बिजली चमक रही है।	1
Subtotal	/2
Question 9	
Provides a weather phrase that indicates the current weather.	1
Subtotal	/1
Part A total	/17
Part B: Weather report presentation	
Content	
Presents information with confidence.	3
Conveys a satisfactory amount of information.	2
Communicates little relevant information.	1
Subtotal	/3
Grammar and vocabulary	
Uses a good range of vocabulary and grammatical elements mostly accurately.	3
Uses a sufficient range of vocabulary to communicate information. Makes errors in grammatical structures, but responses are mostly accurate, and meaning is clear.	2
Uses a limited range of vocabulary and often gives one-word responses. Offers occasional short phrases, but meaning is not always clear.	1
Subtotal	/3
Pronunciation	
Uses clear and accurate pronunciation and intonation.	3
Uses some inconsistent pronunciation and intonation, but meaning is clear.	2
Uses inaccurate pronunciation, at times impeding comprehension.	1
Subtotal	/3
Part B total	/9
Total	/26

Acknowledgements

Eady, N. (2011). *Inclement Weather* [Clipart]. Retrieved June, 2023, from <https://openclipart.org/detail/116797/inclement-weather>

Frank. (2015). *Wind - Coloured* [Clipart]. Retrieved June, 2023, from <https://openclipart.org/detail/214444/wind-coloured>

HarmonyCenter. (2014). [Photograph of cloudy sky]. Retrieved May, 2023, from <https://pixabay.com/en/cumulus-clouds-dramatic-white-blue-499176>

sivvus. (2006). *Weather Symbols 5* [Clipart]. Retrieved May, 2023, from <https://openclipart.org/detail/18895/weather-symbols-5>

Rollandin, E. (2011). *Meteo Sole* [Clipart]. Retrieved May, 2023, from <https://openclipart.org/detail/165476/meteo-sole>

sivvus. (2006). *Weather Symbols 4* [Clipart]. Retrieved May, 2023, from <https://openclipart.org/detail/18894/weather-symbols-4>

Mareschal, T. (2015). [Photograph of mountain climbers climbing snow covered mountain]. Retrieved May, 2023, from <https://pixabay.com/photos/mountaineering-mountain-climbing-895659/>

RR-Engelchen. (2012). [Photograph of sailing boat]. Retrieved May, 2023, from <https://pixabay.com/en/r%C3%BCgen-island-baltic-sea-sailing-boat-963459>