



## Sample assessment task

<b>Year level</b>	1
<b>Learning area</b>	Languages
<b>Subject</b>	Chinese: Second Language
<b>Title of task</b>	水果 <i>shuǐ guǒ</i> (Fruit)

## Task details

<b>Description of task</b>	Students demonstrate their knowledge and understanding of vocabulary, language structures and grammatical items related to their favourite things, namely fruit. In Part A they also demonstrate their skills in comprehending spoken text by identifying which fruit is being described and selecting the appropriate images to describe it. In Part B they demonstrate their skills in speaking Chinese by describing the fruit pieces that are shown to them by their teacher.
<b>Type of assessment</b>	Summative
<b>Purpose of assessment</b>	This assessment aims to determine student learning at the time of assessment. It establishes information on the students' ability to comprehend spoken text and convey, in written and spoken form, simple descriptions about fruit and the speaker's opinion of that fruit.
<b>Assessment strategy</b>	Short response – listen for information in a spoken text Oral performance – participate in an interview
<b>Evidence to be collected</b>	Completed task sheet Audio visual recording of interview
<b>Suggested time</b>	Part A – 10 to 15 minutes Part B – 5 minutes

## Content description

<b>Content from the Western Australian Curriculum</b>	<p><b>Communicating</b> Interact orally with the teacher and peers using learnt sounds, formulaic phrases and verbal and non-verbal responses to talk about their favourite things</p> <p>Locate key words and information in simple texts such as video clips, games and songs and convey information in simple scaffolded models of spoken and visual texts related to their personal worlds</p> <p><b>Understanding</b> Notice and use context-related vocabulary to generate simple spoken and written texts for a range of purposes.</p>
-------------------------------------------------------	-------------------------------------------------------------------------------------------------------------------------------------------------------------------------------------------------------------------------------------------------------------------------------------------------------------------------------------------------------------------------------------------------------------------------------------------------------------------------------------------------------------------------------------------------------

Task preparation	
<b>Prior learning</b>	<p>Students have prior knowledge of and exposure to:</p> <ul style="list-style-type: none"> <li>• context-related vocabulary, for example, fruit, adjectives and colours</li> <li>• additional items of grammar, including: <ul style="list-style-type: none"> <li>▪ expressing likes and dislikes 你 喜 欢 吃 什 么 … ? ; 你 喜 欢 吃 … 吗 ? 我 喜 欢 吃 … 。 我 不 喜 欢 吃 … 。</li> <li>▪ the symbols of a frowning face, smiling face and smiling face with heart eyes to represent dislike, like and love</li> </ul> </li> <li>• the textual conventions of an interview.</li> </ul>
<b>Assessment differentiation</b>	<p>Teachers should differentiate their teaching and assessment to meet the specific learning needs of their students, based on their level of readiness to learn and their need to be challenged.</p> <p>Where appropriate, teachers may either scaffold or extend the scope of the assessment tasks.</p>
Assessment task	
<b>Assessment conditions</b>	<p>Part A is to be completed by the student working individually.</p> <p>The interview in Part B will take place between the teacher (or another speaker of Chinese) and the student.</p>
<b>Resources</b>	<p>Task sheet</p> <p>Transcript of spoken text</p> <p>Pencil</p> <p>Pieces of fruit (at least three)</p> <p>Recording device</p>

## Instructions for teacher

Prior to administering the task, students will need to be:

- taught context-related vocabulary, for example, fruit, adjectives and colours
- taught additional elements of grammar, such as expressing likes and dislikes
  - expressing likes and dislikes  
你喜欢吃什么…? ; 你喜欢吃…吗?  
我喜欢吃…。  
我不喜欢吃…。
  - the symbols of a frowning face, smiling face and smiling face with heart eyes to represent dislike, like and love
- the textual conventions of an interview, and be provided with opportunities to practise them.

## Task

### Part A: Fruit

The teacher sits the student/s down alongside them with the task sheet and a pencil. The teacher ensures that if more than one student is doing the task at the same time, the other students are placed in such a way that they cannot reproduce answers from their peer.

### Task administration script

#### READ ALOUD

Number one. 是苹果。好吃的苹果。我爱吃苹果。

Read the statement a second time. Wait for the student/s to mark their responses on the task sheet before reading the next statement. Read the statement a third time if requested.

#### READ ALOUD

Number two. 是草莓。红色的草莓。我不喜欢吃草莓。

Read the statement a second time. Wait for the student/s to mark their responses on the task sheet before reading the next statement. Read the statement a third time if requested.

#### READ ALOUD

Number three. 是李子。紫色的李子。我喜欢吃李子。

Read the statement a second time. Wait for the student/s to mark their responses on the task sheet before reading the next statement. Read the statement a third time if requested.

#### READ ALOUD

Number four. 是橙子。大的橙子。我爱吃橙子。

Read the statement a second time. Wait for the student/s to mark their responses on the task sheet before reading the next statement. Read the statement a third time if requested.

#### READ ALOUD

Number five. 是西瓜。好甜的西瓜。我喜欢吃西瓜。

Read the statement a second time. Wait for the student/s to mark their responses on the task sheet. Read the statement a third time if requested.

## Part B: Fruit

The teacher prepares three different fruits that the students can view, touch and taste. Each fruit will be on a different plate and covered with a cloth. Only one plate will be shown to the student at a time. Each student will be shown two, out of the three, fruits.

The teacher interviews the students one at a time.

The teacher sits the student down and then starts the assessment.

### Task administration script

#### READ ALOUD

I have some different fruits here. You may look at, touch, smell and taste the fruit. I will ask you some questions about these fruits. Please answer in full sentences.

The teacher uncovers the first plate of fruit then asks the first question. The teacher may ask the question a second time if requested.

#### READ ALOUD

这是什么水果?

The teacher waits for the student to respond before asking the next question. The teacher may ask the question a second time if requested.

#### READ ALOUD

是什么颜色?

The teacher waits for the student to respond before asking the next question. The teacher may ask the question a second time if requested.

#### READ ALOUD

是什么形状?

The teacher waits for the student to respond before asking the next question. The teacher may ask the question a second time if requested.

#### READ ALOUD

是什么味道?

The teacher waits for the student to respond before asking the next question. The teacher may ask the question a second time if requested.

#### READ ALOUD

你喜欢吃……吗?



The teacher then shows the student the second plate of fruit and repeats the same questions.





Instructions to students



水果 Fruit





Part A: 水果 Fruit

1. Listen carefully to the sentences that your teacher says in Chinese.
2. Next to each fruit is an empty box. The teacher will say a number in English and a fruit name in Chinese. Write the number that you hear next to the matching fruit in this box.
3. The teacher will tell you whether they like, really like, or dislike that fruit. Put a cross through the face that matches what the teacher says.

**Part B: 水果 Fruit**

The teacher will be showing you some pieces of fruit.

You may look at, touch, smell and taste the fruit.

Your teacher will ask you some questions in Chinese about these fruits.

Please answer in Chinese, in full sentences.

### **Image acknowledgements**

Plum: [http://worldartsme.com/plum-free-clipart.html#gal\\_post\\_96729\\_plum-free-clipart-1.jpg](http://worldartsme.com/plum-free-clipart.html#gal_post_96729_plum-free-clipart-1.jpg)

Sad face: [https://www.wpclipart.com/smiley/best\\_smiley\\_set/smiley\\_2/smiley\\_down\\_in\\_the\\_dumps.png.html](https://www.wpclipart.com/smiley/best_smiley_set/smiley_2/smiley_down_in_the_dumps.png.html)

Smiley face: [https://www.wpclipart.com/smiley/best\\_smiley\\_set/smiley\\_2/smiley\\_headphones.png.html](https://www.wpclipart.com/smiley/best_smiley_set/smiley_2/smiley_headphones.png.html)

Love face: [https://www.wpclipart.com/smiley/best\\_smiley\\_set/smiley\\_2/smiley\\_in\\_love.png.html](https://www.wpclipart.com/smiley/best_smiley_set/smiley_2/smiley_in_love.png.html)

Apple: [http://worldartsme.com/red-apple-clipart.html#gal\\_post\\_17463\\_red-apple-clipart-1.jpg](http://worldartsme.com/red-apple-clipart.html#gal_post_17463_red-apple-clipart-1.jpg)

Orange: <http://cliparts.co/clipart/2626902>

Watermelon: <https://pixabay.com/en/watermelon-fruit-food-edible-32009/>

Banana: [https://en.wikipedia.org/wiki/Banana\\_equivalent\\_dose#/media/File:Banana-Single.jpg](https://en.wikipedia.org/wiki/Banana_equivalent_dose#/media/File:Banana-Single.jpg) (Evan Amos)

Strawberry: [www.clipartbest.com/clipart-dT67x4d8c](http://www.clipartbest.com/clipart-dT67x4d8c)

All images retrieved March, 2016.

## Sample marking key

### Part A: 水果 Fruit

Description	Marks
Question 1 Apple	
Places the number 1 alongside the apple picture.	1
Places a cross through the love face.	1
<b>Subtotal</b>	<b>2</b>
Question 2 Strawberry	
Places the number 2 alongside the strawberry picture.	1
Places a cross through the dislike face.	1
<b>Subtotal</b>	<b>2</b>
Question 3 Plum	
Places the number 3 alongside the plum picture.	1
Places a cross through the like face.	1
<b>Subtotal</b>	<b>2</b>
Question 4 Orange	
Places the number 4 alongside the orange picture.	1
Places a cross through the love picture.	1
<b>Subtotal</b>	<b>2</b>
Question 5 Watermelon	
Places the number 5 alongside the watermelon picture.	1
Places a cross through the like picture.	1
<b>Subtotal</b>	<b>2</b>
No mark is allocated for the banana picture and faces.	0
<b>Part A total</b>	<b>10</b>



<b>Part B: 水果 Fruit</b>	
<b>Description</b>	<b>Marks</b>
<b>Question 1</b>	
States the correct fruit in an accurate sentence, e.g. 这是西瓜.	2
Answers with the correct word only, e.g. 西瓜.	1
Gives incorrect or no response.	0
<b>Subtotal</b>	<b>2</b>
<b>Question 2</b>	
States the correct colour in an accurate sentence, e.g. 这是粉红色.	2
Answers with the correct word only, e.g. 粉红色.	1
Gives incorrect or no response.	0
<b>Subtotal</b>	<b>2</b>
<b>Question 3</b>	
States the correct shape in an accurate sentence, e.g. 这是三角形.	2
Answers with the correct word only, e.g. 三角形.	1
Gives incorrect or no response.	0
<b>Subtotal</b>	<b>2</b>
<b>Question 4</b>	
States a flavour that relates to the fruit in an accurate sentence, e.g. 甜的味道.	2
Answers with the correct word only, e.g. 甜.	1
Gives incorrect or no response.	0
<b>Subtotal</b>	<b>2</b>
<b>Question 5</b>	
States that they like, love or dislike the fruit in a full sentence, e.g. 我喜欢吃西瓜.	2
Answers with the correct word only, e.g. 喜欢.	1
Gives incorrect or no response.	0
<b>Subtotal</b>	<b>2</b>
<b>Part B total</b>	<b>10</b>
<b>Total</b>	<b>20</b>