



Sample assessment task

Year level	4
Learning area	Languages
Subject	Italian: Second Language
Title of task	<i>Giochiamo!</i> (Let's play!)

Task details

Description of task	Students demonstrate their knowledge and understanding of vocabulary, language structures and grammatical items related to sport. In Part A, they also demonstrate their skills in writing a series of sentences to describe the sport which is played using the names and sport images given. In Part B, they demonstrate their skills in writing whether they like or dislike the sports and activities that are illustrated in the table.
Type of assessment	Summative
Purpose of assessment	This assessment aims to determine student learning at the time of the assessment. It establishes information on the students' ability to write using simple descriptive modelled language to exchange information about sports played and sport likes and dislikes.
Assessment strategy	Short response – write short statements
Evidence to be collected	Completed task sheets
Suggested time	Part A – 30 minutes Part B – 30 minutes

Content description

Content from the Western Australian Curriculum	<p>Communicating Interact and socialise with the teacher and peers, using simple descriptive or expressive modelled language, to exchange information about aspects of their personal worlds, including their interests</p> <p>Understanding Notice and use context-related vocabulary and apply elements of grammar in simple spoken and written texts to generate language for a range of purposes, including:</p> <ul style="list-style-type: none"> • using subject pronouns in context, for example, <i>Chi ha finito? Io!</i> • learning to conjugate common regular and irregular verbs in the singular (<i>io/tu/lui/lei</i>) in the present tense, for example, <i>Io gioco a calcio; Maria gioca a cricket, Anna va al parco con Alberto; Io vado a Albany il weekend</i> • expressing preferences and reasons for preferences, for example, <i>Mi piace ... perché...; Preferisco...</i> • using simple conjunctions, such as <i>e, poi</i> and <i>ma</i> <p>Notice differences in familiar texts, such as personal, informative and imaginative texts and explain how particular features of such texts help to achieve their purpose</p>
---	---

Task preparation	
Prior learning	Students have prior knowledge of and exposure to: <ul style="list-style-type: none"> • context-related vocabulary, and in particular sports • grammatical items, including: conjugation of verbs: <i>giocare, fare, preferire, piacere</i>; definite and indefinite articles; conveying likes and dislikes
Assessment differentiation	Teachers should differentiate their teaching and assessment to meet the specific learning needs of their students, based on their level of readiness to learn and their need to be challenged. Where appropriate, teachers may either scaffold or extend the scope of the assessment tasks.
Assessment task	
Assessment conditions	Task is to be completed by students working individually.
Resources	Task sheets Italian/English – English/Italian dictionary

Instructions for teacher

Prior to administering the tasks, the students will need to be:

- taught context-related vocabulary, and in particular sports
- taught grammatical items, including: conjugation of verbs: *giocare, fare, preferire, piacere*; definite and indefinite articles; conveying likes and dislikes.

Task

Part A: Che sport giocano? Che sport fanno?

Provide students with Part A of the task.

Students write five statements that represent what they see in the table.

e.g. Name + **gioca a** + sport.

Name + **fa la/il** + sport.

Allow students the use of a dictionary to look up unfamiliar words.

Advise students that they have 30 minutes to complete the task.

Part B: Ti piace?

Provide students with Part B of the task.

Students are required to recognise the sports in the table.

They then use the phrases *Mi piace...* or *Non mi piace...* to identify how they feel about the five sports in the table.

They write responses to questions 2 to 4 providing information on their own experience with sport.

Students look up in a dictionary any unfamiliar words.

Advise students that they have 30 minutes to complete the task.

Instructions to students

Giochiamo!

Part A: Che sport giocano? Che sport fanno?

Look at the images and words.

Combine them to write a sentence about what sport the people in the table play.









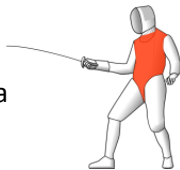

 pallacanestro	Enrico 	
 tennis	Lisa 	
 nuoto	Luisa 	
 calcio	Paolo 	
 scherma	Franco 	

Image: FCartegnie. (2008). File:Fencing foil valid surfaces 2009.svg. Retrieved March, 2016, from https://commons.wikimedia.org/wiki/File:Fencing_foil_valid_surfaces_2009.svg
Used under Creative Commons Attribution-Share Alike 3.0 Unported

Part B: Ti piace...?

1. Look carefully at the pictures and write a sentence for each one saying whether you like or dislike the sport, using *Mi piace...* or *Non mi piace...*



a)



b)



c)



d)



e)

Answer these questions about your own sport preferences.

2. Che sport fai?

3. Quale sport ti piace fare a scuola?

4. Quale sport ti piace fare il weekend?

Image acknowledgements

Part A:

Image: Basketball score clipart image #1. (n.d.). Retrieved March, 2016, from http://worldartsm.com/basketball-score-clipart.html#gal_post_40660_basketball-score-clipart-1.jpg
In the public domain.

Image: Smiling boy face clipart image #1. (n.d.). Retrieved March, 2016, from http://worldartsm.com/smiling-boy-face-clipart.html#gal_post_78025_smiling-boy-face-clipart-1.jpg
In the public domain.

Image: OpenClipartVectors. (2013). [Panda playing tennis]. Retrieved March, 2016, from <https://pixabay.com/en/panda-sportive-animal-sports-151665/>
In the public domain.

Image: Gerald_G. (2006). Girl face cartoon. Retrieved March, 2016, from <https://openclipart.org/detail/1396/girl-face-cartoon>
In the public domain.

Image: [Smiling woman face]. (n.d.). Retrieved March, 2016, from <http://www.clipartbest.com/clipart-yTkg84gEc>
In the public domain.

Image: Swimming pictures cartoon. (n.d.). Retrieved March, 2016, from <http://www.clipartbest.com/clipart-9TpoqBARc>
In the public domain.

Image: Andinuryadin. (2012). Sport 5. Retrieved March, 2016, from <https://openclipart.org/detail/171998/sport-5>
In the public domain.

Image: Zeimusu. (2006). Manface7 colour shading. Retrieved March, 2016, from <https://openclipart.org/detail/475/manface7-colour-shading>
In the public domain.

Image: FCartegnie. (2008). File:Fencing foil valid surfaces 2009.svg. Retrieved March, 2016, from https://commons.wikimedia.org/wiki/File:Fencing_foil_valid_surfaces_2009.svg
Used under Creative Commons Attribution-Share Alike 3.0 Unported.

Image: Odysseus [Eric]. (2007). Boy. Retrieved March, 2016, from <https://openclipart.org/detail/10310/boy>
In the public domain.

Part B:

Image: ClkerFreeVectorImages. (2012). [Soccer ball]. Retrieved March, 2016, from <https://pixabay.com/en/soccer-ball-sport-game-team-34898/>
In the public domain.

Image: [Boy with baseball bat]. (n.d.). Retrieved March, 2016, from <http://www.clipartbest.com/clipart-RcG65dX5i>

Image: Dancing couple clip art. (n.d.). Retrieved March, 2016, from <http://www.cliparthut.com/dancing-couple-clip-art-clipart-dyzNbg.html>
In the public domain.

Image: Netball ball clip art. (n.d.). Retrieved March, 2016, from <http://www.cliparthut.com/netball-ball-clip-art-clipart-tPVZdu.html>
In the public domain.

Image: ClkerFreeVectorImages. (2014). [Volleyball player]. Retrieved March, 2016, from <https://pixabay.com/en/volleyball-netball-ball-sport-net-309820/>
In the public domain.

Image: [Boy with baseball bat]. (n.d.). Retrieved March, 2016, from <http://www.clipartbest.com/clipart-RcG65dX5i>
In the public domain.

Sample marking key

Part A: Che Sport Giocano? Che Sport Fanno?

Description	Marks
Table	
Writes correctly <i>Enrico gioca + a pallacanestro.</i>	2
Writes correctly <i>Lisa gioca + a tennis.</i>	2
Writes correctly <i>Luisa fa + il nuoto.</i>	2
Writes correctly <i>Paolo gioca + a calcio.</i>	2
Writes correctly <i>Franco fa + la scherma.</i>	2
Subtotal	10
Part A total	10
Part B: Likes and dislikes	
Description	Marks
Questions 1–5	
1a) Writes <i>Mi piace</i> or <i>Non mi piace + giocare + il calcio.</i>	3
1b) Writes <i>Mi piace</i> or <i>Non mi piace + giocare + il baseball.</i>	3
1c) Writes <i>Mi piace</i> or <i>Non mi piace + fare + la danza.</i>	3
1d) Writes <i>Mi piace</i> or <i>Non mi piace + giocare + il netball.</i>	3
1e) Writes <i>Mi piace</i> or <i>Non mi piace + giocare + la pallavolo.</i>	3
2. Writes correctly the name of the sport they like, e.g. <i>(Il) calcio.</i>	1
3. Writes correctly the name of the sport they play at school, e.g. <i>(Il) calcio.</i>	1
4. Writes correctly the name of the sport they play on the weekend, e.g. <i>(Il) calcio</i> or writes <i>non faccio lo sport il weekend.</i>	1
Subtotal	18
Part B total	18
TOTAL	28