

# Year 1 Syllabus

## Year Level Description

Year 1 Indonesian: Second Language builds on the skills, knowledge and understanding required by students to communicate in the Indonesian language developed in Pre-primary and focuses on extending their oral communication skills. Typically, the students' only exposure to and experience of the Indonesian language and culture is from their school learning environment.

Students communicate in Indonesian, interacting with the teacher and peers to share information about themselves, their age and where they live, and to talk about their favourite things. They participate in guided group activities, using simple repetitive language to support understanding and to convey meaning or to respond to teacher talk and instruction in Indonesian. Students locate key words and information in simple texts and convey factual information about their personal worlds using pictures, familiar words and simple statements. They participate in listening to and viewing a range of short imaginative texts and in shared performance of short imaginative texts.

Students become familiar with the systems of the Indonesian language, recognising and reproducing the sound of the vowels and the letters of spoken Indonesian and recognising that Indonesian is written using the Roman alphabet. They notice and use context-related vocabulary and recognise some first elements of grammar to generate language for a range of purposes.

In Year 1 students recognise that Australia is a multilingual society with speakers of many different languages, including Indonesian and that Indonesian and English borrow words and expressions from each other. They know that language is used differently in different situations and between different people. They identify differences and similarities between

their own and others' languages and cultures.

Students learn Indonesian in the early years through rich language input. Regular opportunities to revisit, recycle and review, and continuous feedback, response and encouragement assist students in the language learning process.

---

## Communicating


### SOCIALISING

---

Interact with the teacher and peers, using simple modelled language and gestures, to share information about themselves such as their age and where they live and to talk about their favourite things, for example, Berapa umur kamu? Umur saya ...; Saya tinggal di Perth; Saya suka kucing hitam; Saya tidak suka anjing; Saya suka/pakai pensil biru [\(ACLINC001\)](#)

 Literacy

 Numeracy

 Information and Communication Technology (ICT) capability

 Critical and creative thinking

 Personal and social capability

 Intercultural understanding

## Understanding

### SYSTEMS OF LANGUAGE

---

Recognise and reproduce the sound of the vowels and the letters of spoken Indonesian and recognise that Indonesian is written using the Roman alphabet [\(ACLINU012\)](#)

 Literacy

 Critical and creative thinking

Notice and use context-related vocabulary and some first elements of grammar to generate language for a range of purposes, including:

- identifying people using pronouns, for example, Ibu and Pak and using concrete nouns for objects, for example, buku, tas, pintu, anjing, kucing


Participate in guided group activities, using simple repetitive language in songs, rhymes, games, gestures and pictures to support understanding and to convey meaning

[\(ACLINC002\)](#)

 Literacy

 Numeracy

 Critical and creative thinking

 Personal and social capability

 Intercultural understanding

Respond to teacher talk and instruction, for example, saying the date and responding to the calling of the class roll

[\(ACLINC003\)](#)

 Literacy

 Numeracy

 Critical and creative thinking

 Personal and social capability

 Intercultural understanding

## INFORMING

---

Locate key words and information in simple spoken and written texts such as charts, lists, labels and

- using imperatives to tell others to do something, for example, Duduklah; Lipat tangan; Tepuk tangan
- referring to numbers of things using cardinal numbers, for example, nol-sepuluh, puluh, belas
- negating verbs using tidak
- understanding different question words and the anticipated answer, for example, Siapa?; Apa?; Berapa?; Di mana?
- describing the colour and size, of an animal or thing using noun–adjective phrases, for example, bola merah, anjing besar, kucing kecil, saya pendek

[\(ACLINU013\)](#)

 Literacy

 Numeracy

 Critical and creative thinking

Understand that language is organised as ‘text’ and that


captions, rhymes and songs related to their personal worlds

[\(ACLINC004\)](#)

 Literacy

 Information and Communication

Technology (ICT) capability

 Critical and creative thinking

 Personal and social capability

 Intercultural understanding

Convey factual information about personal worlds using pictures, labels, captions, familiar words and simple statements

[\(ACLINC005\)](#)

 Literacy

 Critical and creative thinking

 Personal and social capability

 Intercultural understanding

## CREATING

Participate in listening to and viewing a range of short imaginative texts and respond through action, dance, singing, drawing and collaborative retelling

[\(ACLINC006\)](#)

 Literacy

different types of texts have different features

[\(ACLINU014\)](#)

 Literacy

 Critical and creative thinking


## LANGUAGE VARIATION AND CHANGE

Recognise that Indonesian speakers use language differently in different situations such as when socialising with peers and friends, or at home with the family

[\(ACLINU015\)](#)

 Literacy

 Critical and creative thinking

 Personal and social capability

 Intercultural understanding

## ROLE OF LANGUAGE AND CULTURE


Recognise that Australia is a multilingual society with speakers of many different languages, including Indonesian and that Indonesian and English borrow words and expressions from each other

[\(ACLINU016\)](#)

 Literacy


 Information and Communication


Technology (ICT) capability

 Critical and creative thinking

 Personal and social capability

 Intercultural understanding

 Critical and creative thinking

 Personal and social capability

 Intercultural understanding


---

Participate in the shared performance of songs, rhymes, stories and the presentation of action stories using verbal and non-verbal forms of expression and modelled language

[\(ACLINC007\)](#)

 Literacy

 Critical and creative thinking

 Personal and social capability

 Intercultural understanding

## TRANSLATING

---

Share with others simple Indonesian expressions, sounds, gestures, name familiar objects and use Indonesian and/or English to conduct simple conversations

[\(ACLINC008\)](#)

 Literacy

 Critical and creative thinking

 Personal and social capability


## REFLECTING

---

Notice ways of talking in Indonesian that appear different to their own ways and how voice, behaviour and body language may change when speaking Indonesian ([ACLINC010](#))

 Literacy

 Critical and creative thinking

 Personal and social capability

 Intercultural understanding

---

## Achievement standard

At standard, students interact in Indonesian with their teacher and each other through guided group activities, classroom instructions and routines to provide information about themselves, their age and where they live, and to talk about their favourite things. They use simple modelled language, gestures and other forms of expression, with occasional guidance, to ask questions and make statements, such as *Siapa? Saya suka kucing.*

Students locate most key words and information in simple spoken and written texts and convey factual information about their personal worlds using verbal and non-verbal forms of expression. They respond to a range of short imaginative texts and participate in the shared performance and presentation of short texts using familiar verbal and non-verbal forms of expression and well-rehearsed modelled language. Students share simple

Indonesian expressions, sounds and gestures, and name some familiar objects. They talk about some of the ways of talking in Indonesian that appear different from their own ways, and become aware of how voice, behaviour and body language may change when speaking Indonesian.

Students reproduce the sound of the vowels and the letters of spoken Indonesian with a satisfactory level of accuracy. They recognise that Indonesian is written using the Roman alphabet. They use words and expressions to convey factual information at word and simple sentence level, and use some first elements of grammar to write simple texts, such as lists, labels and captions, with a satisfactory level of accuracy. Students identify people using pronouns, and use concrete nouns for objects, such as buku and tas. They use imperatives to tell others to do something, such as Duduklah! and Lipat tangan! and refer to numbers of things using cardinal numbers. Students negate verbs using tidak and respond to different question words, such as Berapa? with the anticipated answer. They describe the colour and size of an animal or thing using noun-adjective phrases, such as bola merah and anjing besar. Students make some comments about how language is organised as 'text' and that different types of texts have different features. They recognise that Indonesian speakers use language differently in different situations. Students recognise that Indonesian is one of the many languages spoken in Australia and identify some words and expressions that Indonesian and English borrow from each other.

## **Year Level Description**

Year 1 Indonesian: Second Language builds on the skills, knowledge and understanding required by students to communicate in the Indonesian language developed in Pre-primary and focuses on extending their oral communication skills. Typically, the students' only exposure to and experience of the Indonesian language and culture is from their school

learning environment.

Students communicate in Indonesian, interacting with the teacher and peers to share information about themselves, their age and where they live, and to talk about their favourite things. They participate in guided group activities, using simple repetitive language to support understanding and to convey meaning or to respond to teacher talk and instruction in Indonesian. Students locate key words and information in simple texts and convey factual information about their personal worlds using pictures, familiar words and simple statements. They participate in listening to and viewing a range of short imaginative texts and in shared performance of short imaginative texts.

Students become familiar with the systems of the Indonesian language, recognising and reproducing the sound of the vowels and the letters of spoken Indonesian and recognising that Indonesian is written using the Roman alphabet. They notice and use context-related vocabulary and recognise some first elements of grammar to generate language for a range of purposes.

In Year 1 students recognise that Australia is a multilingual society with speakers of many different languages, including Indonesian and that Indonesian and English borrow words and expressions from each other. They know that language is used differently in different situations and between different people. They identify differences and similarities between their own and others' languages and cultures.

Students learn Indonesian in the early years through rich language input. Regular opportunities to revisit, recycle and review, and continuous feedback, response and encouragement assist students in the language learning process.



